



2011
City of Toronto Ward Profiles
Ward 8 - York West

Glossary: 

HIGHLIGHTS ■ Ward ■ Toronto

Population

Ward Population
50,340



33 yrs
Median Age

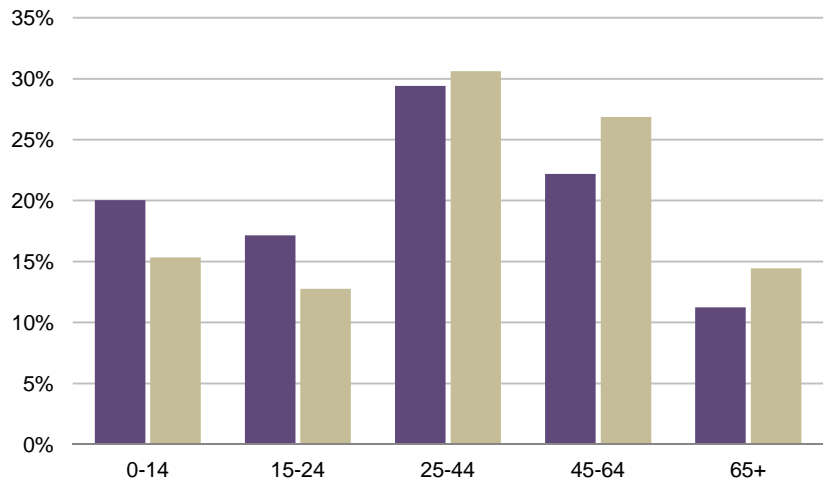
Population Density



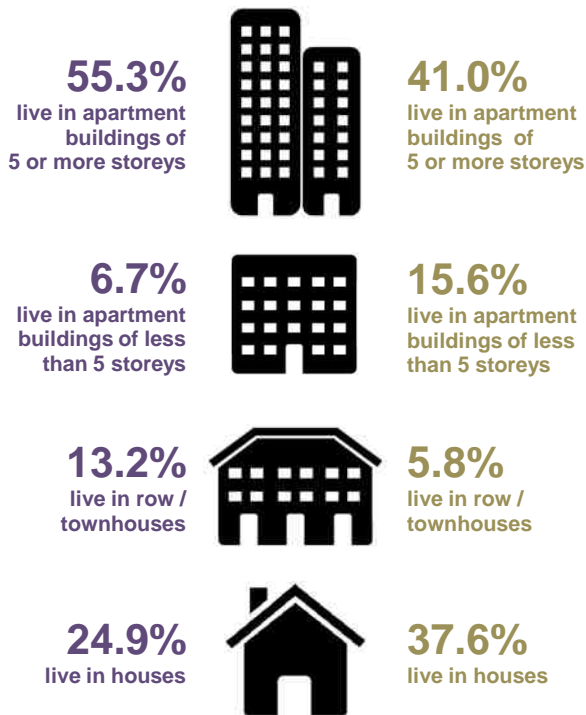
3.04
thousand people
per km²

39 yrs
Median Age

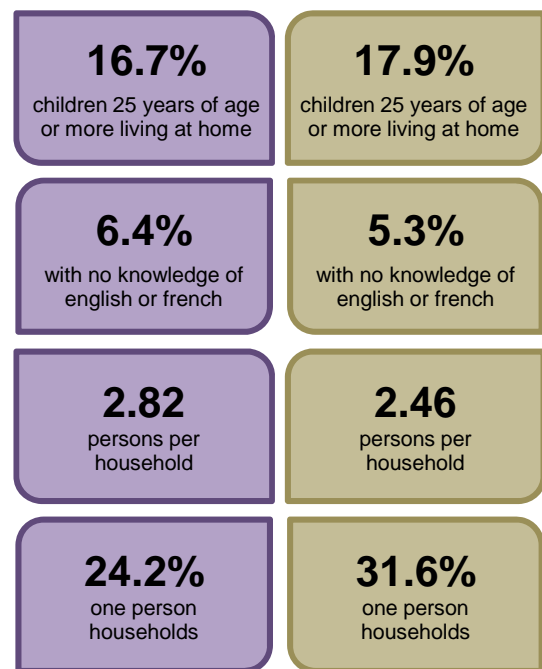
2011 Population By Age Group




Households



Key Facts



2011
City of Toronto Ward Profiles
Ward 8 - York West

Glossary: 

POPULATION*

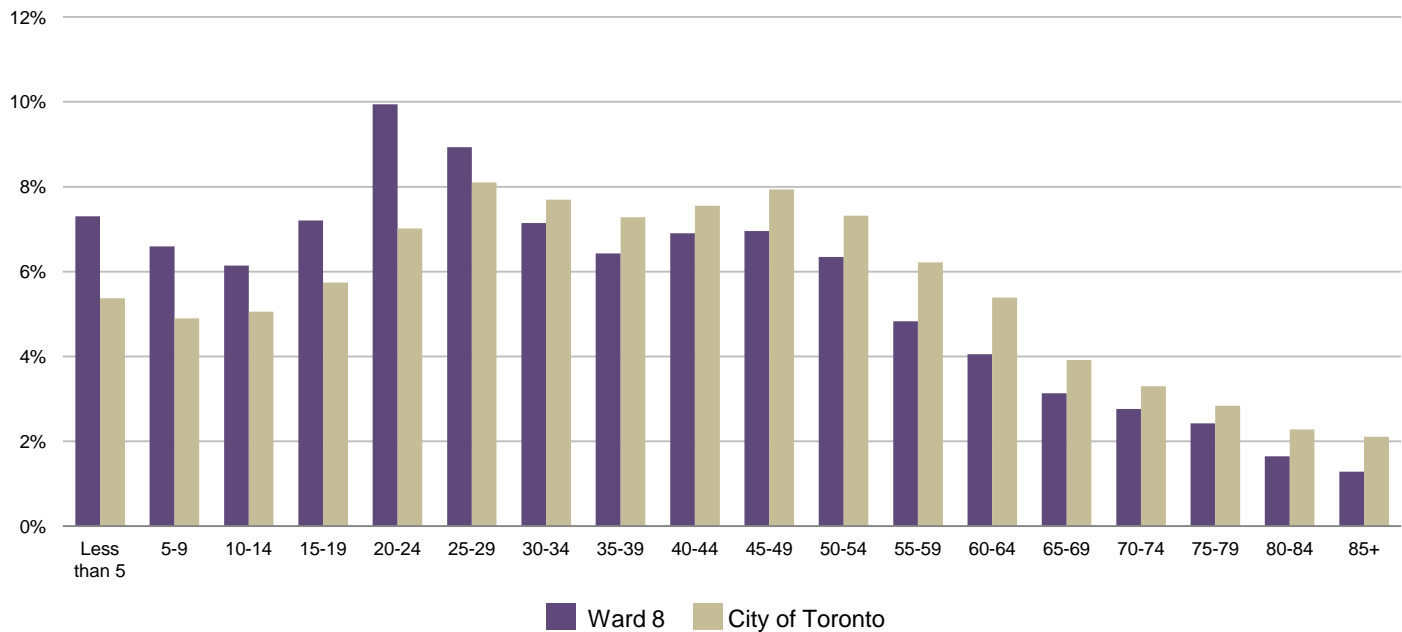
Population by Age Group

| Ward 8 | | | | | |
|--------------|---------------|--------------|---------------|--------------|----------------|
| Age Group | 2006 | | 2011 | | 06-11 % Chg |
| | No. | % | No. | % | |
| Less than 5 | 3,670 | 7.6 | 3,675 | 7.3 | 0.1 |
| 5-9 | 3,450 | 7.2 | 3,320 | 6.6 | -3.8 |
| 10-14 | 3,405 | 7.1 | 3,090 | 6.1 | -9.3 |
| 15-19 | 3,200 | 6.6 | 3,625 | 7.2 | 13.3 |
| 20-24 | 4,495 | 9.3 | 5,005 | 9.9 | 11.3 |
| 25-29 | 3,960 | 8.2 | 4,495 | 8.9 | 13.5 |
| 30-34 | 3,765 | 7.8 | 3,595 | 7.1 | -4.5 |
| 35-39 | 3,830 | 7.9 | 3,235 | 6.4 | -15.5 |
| 40-44 | 3,700 | 7.7 | 3,475 | 6.9 | -6.1 |
| 45-49 | 3,220 | 6.7 | 3,500 | 7.0 | 8.7 |
| 50-54 | 2,525 | 5.2 | 3,195 | 6.3 | 26.5 |
| 55-59 | 2,140 | 4.4 | 2,430 | 4.8 | 13.6 |
| 60-64 | 1,675 | 3.5 | 2,040 | 4.1 | 21.8 |
| 65-69 | 1,660 | 3.4 | 1,575 | 3.1 | -5.1 |
| 70-74 | 1,390 | 2.9 | 1,390 | 2.8 | 0.0 |
| 75-79 | 1,045 | 2.2 | 1,220 | 2.4 | 16.7 |
| 80-84 | 675 | 1.4 | 830 | 1.6 | 23.0 |
| 85+ | 400 | 0.8 | 645 | 1.3 | 61.3 |
| Total | 48,205 | 100.0 | 50,340 | 100.0 | 4.4 |

| City of Toronto | | | | | |
|-----------------|------------------|--------------|------------------|--------------|----------------|
| Age Group | 2006 | | 2011 | | 06-11 % Chg |
| | No. | % | No. | % | |
| Less than 5 | 134,975 | 5.4 | 140,530 | 5.4 | 4.1 |
| 5-9 | 133,600 | 5.3 | 128,060 | 4.9 | -4.1 |
| 10-14 | 141,020 | 5.6 | 132,285 | 5.1 | -6.2 |
| 15-19 | 146,210 | 5.8 | 150,045 | 5.7 | 2.6 |
| 20-24 | 172,470 | 6.9 | 183,470 | 7.0 | 6.4 |
| 25-29 | 190,260 | 7.6 | 211,855 | 8.1 | 11.4 |
| 30-34 | 195,680 | 7.8 | 201,165 | 7.7 | 2.8 |
| 35-39 | 203,025 | 8.1 | 190,400 | 7.3 | -6.2 |
| 40-44 | 212,600 | 8.5 | 197,395 | 7.5 | -7.2 |
| 45-49 | 193,990 | 7.7 | 207,610 | 7.9 | 7.0 |
| 50-54 | 168,455 | 6.7 | 191,290 | 7.3 | 13.6 |
| 55-59 | 148,115 | 5.9 | 162,535 | 6.2 | 9.7 |
| 60-64 | 109,445 | 4.4 | 140,965 | 5.4 | 28.8 |
| 65-69 | 93,840 | 3.7 | 102,445 | 3.9 | 9.2 |
| 70-74 | 85,185 | 3.4 | 86,190 | 3.3 | 1.2 |
| 75-79 | 74,900 | 3.0 | 74,235 | 2.8 | -0.9 |
| 80-84 | 56,465 | 2.3 | 59,645 | 2.3 | 5.6 |
| 85+ | 43,110 | 1.7 | 54,970 | 2.1 | 27.5 |
| Total | 2,503,345 | 100.0 | 2,615,090 | 100.0 | 4.5 |

*Note: Population count includes institutional residents and every person living in the City of Toronto on Census day.

Population by Age Group - 2011



HOUSEHOLDS / DWELLINGS

Occupied Private Dwellings by Structural Type

| Ward 8 | | |
|--|---------------|--------------|
| | No. | % |
| Single-detached house | 2,045 | 11.6 |
| Semi-detached house | 1,960 | 11.1 |
| Row house | 2,320 | 13.2 |
| Apartment, detached duplex | 320 | 1.8 |
| Apt, building that has 5 or more storeys | 9,730 | 55.3 |
| Apt, building that has less than 5 storeys | 1,180 | 6.7 |
| Other single-attached house | 55 | 0.3 |
| Movable dwelling | 0 | 0.0 |
| Total number of dwellings | 17,610 | 100.0 |

| City of Toronto | | |
|--|------------------|--------------|
| | No. | % |
| Single-detached house | 275,010 | 26.2 |
| Semi-detached house | 72,405 | 6.9 |
| Row house | 60,295 | 5.8 |
| Apartment, detached duplex | 44,740 | 4.3 |
| Apt, building that has 5 or more storeys | 429,225 | 41.0 |
| Apt, building that has less than 5 storeys | 163,895 | 15.6 |
| Other single-attached house | 2,200 | 0.2 |
| Movable dwelling | 110 | 0.0 |
| Total number of dwellings | 1,047,880 | 100.0 |

Private Households by Type

| Ward 8 | | |
|-----------------------------------|---------------|--------------|
| | No. | % |
| One-family households | 11,155 | 63.3 |
| Multiple-family households | 820 | 4.7 |
| Non-family households | 5,640 | 32.0 |
| Total number of households | 17,615 | 100.0 |

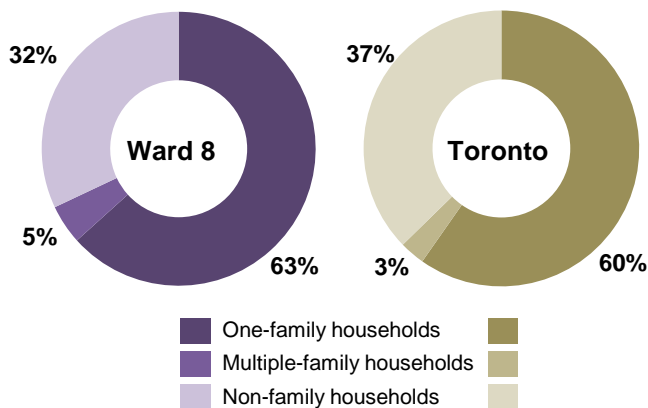
| City of Toronto | | |
|-----------------------------------|------------------|--------------|
| | No. | % |
| One-family households | 625,820 | 59.7 |
| Multiple-family households | 31,135 | 3.0 |
| Non-family households | 390,920 | 37.3 |
| Total number of households | 1,047,875 | 100.0 |

Private Households by Size

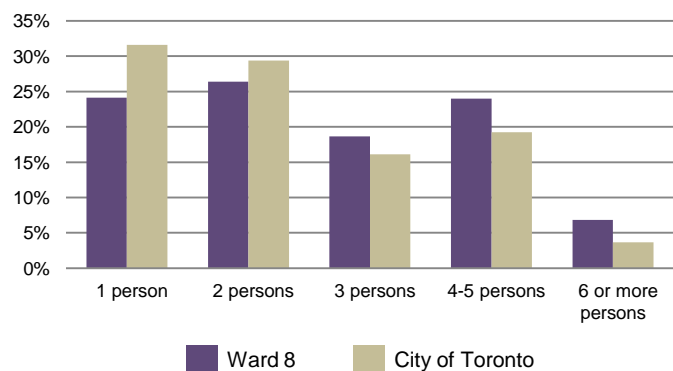
| Ward 8 | | |
|---|---------------|--------------|
| | No. | % |
| 1 person | 4,255 | 24.1 |
| 2 persons | 4,650 | 26.4 |
| 3 persons | 3,285 | 18.6 |
| 4-5 persons | 4,230 | 24.0 |
| 6 or more persons | 1,200 | 6.8 |
| Total number of private households | 17,620 | 100.0 |
| Population living in private households | 49,725 | |
| Average number of persons per household | 2.82 | |

| City of Toronto | | |
|---|------------------|--------------|
| | No. | % |
| 1 person | 331,185 | 31.6 |
| 2 persons | 307,845 | 29.4 |
| 3 persons | 168,750 | 16.1 |
| 4-5 persons | 201,765 | 19.3 |
| 6 or more persons | 38,340 | 3.7 |
| Total number of private households | 1,047,885 | 100.0 |
| Population living in private households | 2,576,030 | |
| Average number of persons per household | 2.46 | |

Private Households by Type



Private Households by Size - 2011



2011
City of Toronto Ward Profiles
Ward 8 - York West

Glossary: 

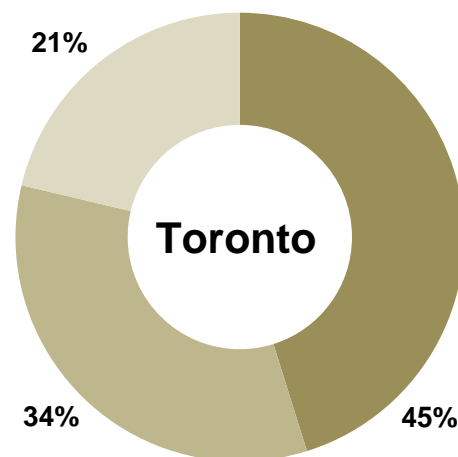
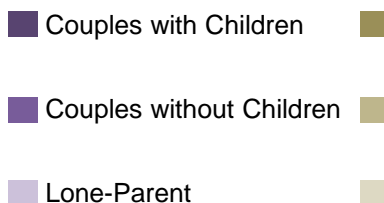
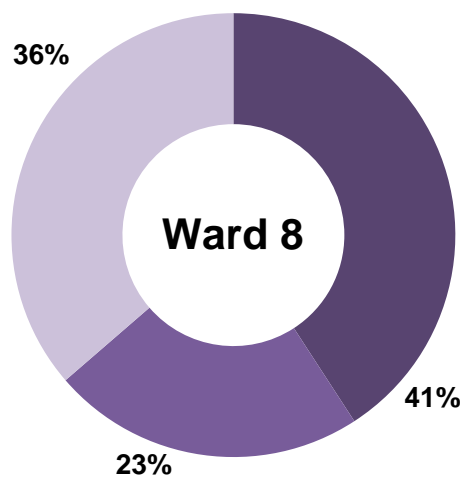
FAMILIES

Families by Type

| Ward 8 | | |
|--|---------------|--------------|
| All Families | No. | % |
| Couples with Children | 5,240 | 40.8 |
| Couples without Children | 2,930 | 22.8 |
| Lone-Parent | 4,665 | 36.3 |
| Total | 12,835 | 100.0 |
| Couples | | |
| No. | % | |
| 1 Child | 1,985 | 37.9 |
| 2 Children | 2,065 | 39.4 |
| 3+ Children | 1,190 | 22.7 |
| Total | 5,240 | 100.0 |
| Lone Parent | | |
| No. | % | |
| 1 Child | 2,370 | 50.8 |
| 2 Children | 1,365 | 29.3 |
| 3+ Children | 930 | 19.9 |
| Total | 4,665 | 100.0 |
| Number of Children at Home by Age | | |
| No. | % | |
| Under 6 years of age | 4,335 | 23.3 |
| 6 - 14 years | 5,665 | 30.4 |
| 15 - 17 years | 1,980 | 10.6 |
| 18 - 24 years | 3,535 | 19.0 |
| 25 years and more | 3,120 | 16.7 |
| Total | 18,635 | 100.0 |

| City of Toronto | | |
|--|----------------|--------------|
| All Families | No. | % |
| Couples with Children | 311,765 | 45.2 |
| Couples without Children | 231,590 | 33.5 |
| Lone-Parent | 146,985 | 21.3 |
| Total | 690,340 | 100.0 |
| Couples | | |
| No. | % | |
| 1 Child | 129,850 | 41.6 |
| 2 Children | 129,450 | 41.5 |
| 3+ Children | 52,465 | 16.8 |
| Total | 311,765 | 100.0 |
| Lone Parent | | |
| No. | % | |
| 1 Child | 89,600 | 61.0 |
| 2 Children | 40,310 | 27.4 |
| 3+ Children | 17,075 | 11.6 |
| Total | 146,985 | 100.0 |
| Number of Children at Home by Age | | |
| No. | % | |
| Under 6 years of age | 165,825 | 20.9 |
| 6 - 14 years | 231,955 | 29.3 |
| 15 - 17 years | 84,815 | 10.7 |
| 18 - 24 years | 168,280 | 21.2 |
| 25 years and more | 141,885 | 17.9 |
| Total | 792,760 | 100.0 |

Families by Type



LANGUAGE GROUPS

Top Ten Mother Tongue Languages

| Ward 8 | | |
|----------------------------------|---------------|--------------|
| | No. | % |
| Single Response | 47,975 | 96.1 |
| English | 21,960 | 44.0 |
| Spanish | 3,200 | 6.4 |
| Italian | 2,615 | 5.2 |
| Vietnamese | 2,470 | 4.9 |
| Tamil | 2,015 | 4.0 |
| Chinese, n.o.s.** | 1,065 | 2.1 |
| Tagalog (Pilipino, Filipino) | 970 | 1.9 |
| Cantonese | 910 | 1.8 |
| Akan (Twi) | 870 | 1.7 |
| Arabic | 780 | 1.6 |
| Others | 11,120 | 22.3 |
| Multiple Response | 1,935 | 3.9 |
| Total | 49,910 | 100.0 |
| No Knowledge of English / French | 3,180 | 6.4 |

| City of Toronto | | |
|----------------------------------|------------------|--------------|
| | No. | % |
| Single Response | 2,503,925 | 96.7 |
| English | 1,317,030 | 50.9 |
| Chinese, n.o.s.** | 85,235 | 3.3 |
| Cantonese | 83,955 | 3.2 |
| Italian | 71,725 | 2.8 |
| Spanish | 70,760 | 2.7 |
| Tagalog (Pilipino, Filipino) | 70,465 | 2.7 |
| Tamil | 61,605 | 2.4 |
| Mandarin | 59,820 | 2.3 |
| Portuguese | 58,175 | 2.2 |
| Persian (Farsi) | 41,905 | 1.6 |
| Others | 583,250 | 22.5 |
| Multiple Response | 85,145 | 3.3 |
| Total | 2,589,070 | 100.0 |
| No Knowledge of English / French | 136,040 | 5.3 |

Top Ten Home Languages

| Ward 8 | | |
|-------------------|---------------|--------------|
| | No. | % |
| Single Response | 45,795 | 91.8 |
| English | 27,085 | 54.3 |
| Spanish | 2,290 | 4.6 |
| Vietnamese | 2,125 | 4.3 |
| Tamil | 1,785 | 3.6 |
| Italian | 1,655 | 3.3 |
| Chinese, n.o.s.** | 865 | 1.7 |
| Cantonese | 770 | 1.5 |
| Arabic | 700 | 1.4 |
| Akan (Twi) | 580 | 1.2 |
| Somali | 560 | 1.1 |
| Others | 7,380 | 14.8 |
| Multiple Response | 4,115 | 8.2 |
| Total | 49,910 | 100.0 |

| City of Toronto | | |
|------------------------------|------------------|--------------|
| | No. | % |
| Single Response | 2,406,525 | 92.9 |
| English | 1,657,830 | 64.0 |
| Cantonese | 67,210 | 2.6 |
| Chinese, n.o.s.** | 61,480 | 2.4 |
| Mandarin | 50,430 | 1.9 |
| Tamil | 48,680 | 1.9 |
| Spanish | 45,330 | 1.8 |
| Tagalog (Pilipino, Filipino) | 37,200 | 1.4 |
| Italian | 35,025 | 1.4 |
| Portuguese | 34,580 | 1.3 |
| Persian (Farsi) | 30,595 | 1.2 |
| Others | 338,165 | 13.1 |
| Multiple Response | 182,550 | 7.1 |
| Total | 2,589,075 | 100.0 |

Top Five Home Languages - Change***

| Ward 8 | | | |
|-------------------|----------|----------|-------|
| | 2006 No. | 2011 No. | % Chg |
| Vietnamese | 2,315 | 2,125 | -8.2 |
| Cantonese | 890 | 770 | -13.5 |
| Italian | 2,025 | 1,655 | -18.3 |
| Arabic | 930 | 700 | -24.7 |
| Chinese, n.o.s.** | 1,680 | 865 | -48.5 |

| City of Toronto | | | |
|-------------------|----------|----------|-------|
| | 2006 No. | 2011 No. | % Chg |
| Mandarin | 38,285 | 50,430 | 31.7 |
| Persian (Farsi) | 27,565 | 30,595 | 11.0 |
| Cantonese | 75,440 | 67,210 | -10.9 |
| Italian | 44,445 | 35,025 | -21.2 |
| Chinese, n.o.s.** | 83,640 | 61,480 | -26.5 |

* n.i.e. = not included elsewhere.

** n.o.s. = not otherwise specified - Chinese dialects include Hakka, Fukien, Shanghainese, Taiwanese, dialects not otherwise specified, as well as responses of "Chinese" that do not specify a dialect.

*** Top five most significant change within the Top Ten Home Languages table.

POPULATION

Population

The population universe includes variables that provide information about individuals, covering demographic characteristics and language. The population universe (target population) of the 2011 Census includes the following groups:

- Canadian citizens (by birth or by naturalization) and landed immigrants (permanent residents) with a usual place of residence in Canada.
- Canadian citizens (by birth or by naturalization) and landed immigrants (permanent residents) who are abroad either on a military base or attached to a diplomatic mission.
- Canadian citizens (by birth or by naturalization) and landed immigrants (permanent residents) at sea or in port aboard merchant vessels under Canadian registry or Canadian government vessels.
- Persons with a usual place of residence in Canada who are claiming refugee status and family members living with them.
- Persons with a usual place of residence in Canada who hold study permits and family members living with them.
- Persons with a usual place of residence in Canada who hold work permits and family members living with them.

For Census purposes, these last three groups of people are referred to as 'non-permanent residents.' They have been included since 1991. Foreign residents are excluded from the population universe. Foreign residents are persons who belong to the following groups:

- Government representatives of another country attached to the embassy, high commission or other diplomatic body of that country in Canada, and members of their families living with them.
- Members of the Armed Forces of another country who are stationed in Canada, and family members living with them.
- Residents of another country visiting Canada temporarily (for example, a foreign visitor on vacation or on business, with or without a visitor's permit).

Age group

Refers to the age at last birthday before the reference date, that is, before May 10, 2011. This variable is derived from date of birth.

LANGUAGE GROUPS

| | |
|----------------------|---|
| Home language | Refers to the language spoken most often or on a regular basis at home by the individual at the time of the Census. |
| Mother tongue | Refers to the first language learned at home in childhood and still understood by the individual at the time of the Census. |

FAMILIES

| | |
|---|---|
| Census family structure (families by type) | Refers to the classification of Census families into married couples (with or without children of either and/or both spouses), common-law couples (with or without children of either and/or both partners), and lone-parent families by sex of parent. A couple may be of opposite or same sex. A couple with children may be further classified as either an intact family or stepfamily, and stepfamilies may, in turn, be classified as simple or complex. Children in a Census family include grandchildren living with their grandparent(s) but with no parents present. |
| Census family composition (families by number of children) | Refers to the classification of Census families (that is, married or common-law couples, with or without children, and lone parents with at least one child) by the number and/or age group of children living at home. A couple may be of opposite or same sex. A couple with children may be further classified as either an intact family or stepfamily, and stepfamilies may, in turn, be classified as simple or complex. Children in a Census family include grandchildren living with their grandparent(s) but with no parents present. |

HOUSEHOLDS / DWELLINGS

| | |
|-----------------------|--|
| Household size | Number of persons occupying a private dwelling. |
| Household type | <p>Category to which a person living alone or a group of persons occupying the same dwelling belong. There are two categories: non-family households and family households.</p> <ul style="list-style-type: none"> • A non-family household consists of either one person living alone or of two or more persons who share a dwelling, but do not constitute a family. • Family households are divided into two subcategories: one-family households and multiple-family households. |

| | |
|---|--|
| <p>Structural type of dwelling</p> | <p>Characteristics that define a dwelling's structure, for example, the characteristics of a single-detached house, a semi-detached house, a row house, or an apartment or flat in a duplex.</p> <ul style="list-style-type: none"> • Single-detached house – A single dwelling not attached to any other dwelling or structure (except its own garage or shed). A single-detached house has open space on all sides, and has no dwellings either above it or below it. • Semi-detached house – One of the two dwellings attached side by side (or back to front) to each other, but not to any other dwelling or structure (except its own garage or shed). A semi-detached dwelling has no dwellings either above it or below it, and the two units together have open space on all sides. • Row house – One of three or more dwellings joined side by side (or occasionally side to back), such as a town house or garden home, but not having any other dwellings either above or below. • Apartment or flat in a duplex – One of two dwellings, located one above the other, may or may not be attached to other dwellings or buildings. • Apartment in a building that has five or more storeys – A dwelling unit in a high-rise apartment building which has five or more storeys. • Apartment in a building that has fewer than five storeys – A dwelling unit attached to other dwellings units, or other non-residential space in a building that has fewer than five storeys. • Other single-attached house – A single dwelling that is attached to another building and that does not fall into any of the other categories, such as a single dwelling attached to a non-residential structure (e.g., a store or a church) or occasionally to another residential structure (e.g., an apartment building). • Mobile home – A single dwelling, designed and constructed to be transported on its own chassis and capable of being moved to a new location on short notice. It may be placed temporarily on a foundation, such as blocks, posts or a prepared pad (which may be covered by a skirt). • Other movable dwelling – A single dwelling, other than a mobile home, used as a place of residence, but capable of being moved on short notice, such as a tent, recreational vehicle, travel trailer or houseboat. |
| <p>Grouped dwelling types</p> | <p>For comparative purposes the Census dwelling structure data types were re-grouped for the Ward and Community Council Highlights page into four dwelling structure types: houses; row/townhouses; apartment units in buildings with less than 5 storeys and apartment units in buildings with 5 or more storeys. Houses include single and semi-detached houses, apartments or flats in duplexes and other dwellings such as mobile homes.</p> |

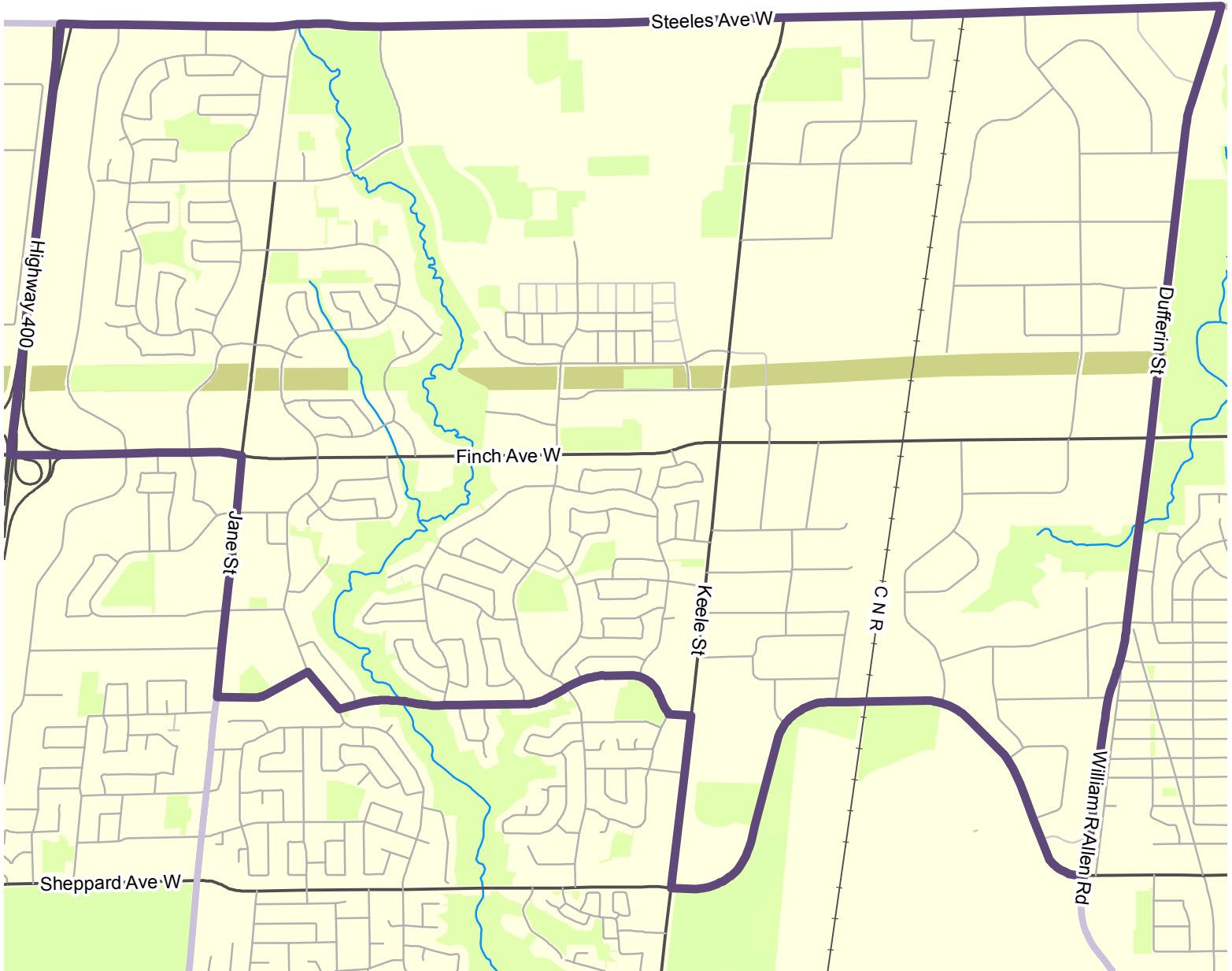
For more information see **Statistics Canada - Catalogue no. 98-301-X 2011 Census Dictionary**

NOTES

| | |
|---|--|
| Custom Tabulations | The Ward and Community Council Profiles are based on a series of custom tabulations from the 2011 Census and the new voluntary National Household Survey of Statistics Canada. |
| 2011 Census Methodology | <p>There have been changes in the way information has been collected for portions of the 2011 Census. This will impact the extent to which comparisons can be made with previous Census results on some Census variables. The information previously collected by the long-form Census questionnaire was collected in 2011 as part of the new voluntary National Household Survey. The following data in the Ward and Community Council profiles are from questions that are part of both the 2006 and 2011 Censuses and can be compared:</p> <ul style="list-style-type: none">• Population;• Households;• Families; and• Language Groups. |
| The National Household Survey | <p>The results of the new voluntary National Household Survey will be released in 2013:</p> <ul style="list-style-type: none">• Immigration, Citizenship, Language, Ethnic Origin, Visible Minorities, Religion, Aboriginal Peoples – May 8, 2013• Labour, Education, Place of Work, Commuting, Mobility, Migration, Language of Work – June 26, 2013• Income, Earnings, Housing and Shelter Costs – August 14, 2013 <p>City Planning staff will update the Ward and Community Council Profiles when Statistics Canada can provide the necessary custom tabulations based on the National Household Survey.</p> |
| Table Totals and Random Rounding | <p>The figures shown in the tables have been subjected to a confidentiality procedure known as "random rounding" by Statistics Canada, wherein each of the numbers is randomly rounded up or down by 5 or 10. This is intended to prevent the possibility of associating these data with any identifiable individual. The totals of each table are the sum of the individual population characteristics in that table as provided by Statistics Canada, each of which may have been randomly rounded. As a result, due to random rounding, the totals for any one table may vary from the total population count for that area as reported by Statistics Canada.</p> |

For more information see **Statistics Canada - Catalogue no. 98-301-X 2011 Census Dictionary**

Ward 8 - York West



Ward 8 Wards River

